



[Download Brochure](#) | [Inquiry](#) | [Registration Online](#) | [Download Registration Form](#)

Up Coming Course
RM1060
*Price quoted is inclusive of 6% GST
Adobe Cp
Captivate
Workshop

Date: To be Advised

Time: 10am-5pm

Duration: 3 Days/ 18 Hours

Venue 1: Plaza Mahkota, Melaka, Malaysia

Venue 2: Bandar Puteri, Puchong, Selangor, Malaysia

Why and for who?

The purpose of this workshop is to provide participants with the knowledge and hands-on practice they need to develop and build software demonstration and interactive eLearning simulations. This includes adding button, captions, rollovers, clickable areas, typing areas, sound effects, images, animation and video.

In this workshop, we will also explore other features like quiz question and question pools, publishing your eLearning projects to LMS and reporting student results to LMS.

This workshop is intended for users who want to create software demonstrations and interactive simulations. Captivate appeals to a wide variety of audiences, typically grouped in training and education, sales and marketing, or technical support and documentation.

What will you learn?

During the workshop, we provide step-by-step instructions on :

Introduction

- ~ The Captivate Interface
- ~ Workspaces

Recording Demonstrations & SIMS

- ~ Demonstrations
- ~ Assessment Simulations
- ~ Training Simulations
- ~ Custom Recordings

FMRS, Panning, Manual Mode & Slideshows

Captions, Styles & Timing

Images & Drawing Objects

Rollovers, Zoom Areas & Slidelet

Audio

- ~ Slide Notes
- ~ Recording Audio
- ~ Text-to-Speech

Flash Video, Animation & Effects

Click & Text Entry Boxes

Question Slides & Question Pools

Master Slides & Project Templates

Workshop Exercise

During the training, you will be doing hand-on exercise:

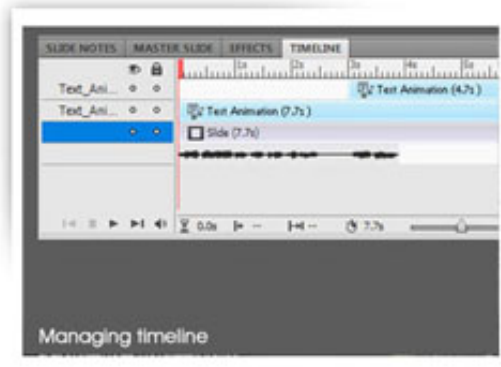
Software Simulation

- ~ Screen capture
- ~ Text Caption



Timeline

Changing object display time



Software Training

Pop up to guide trainee



Images & Drawing Objects

Insert Company logo



Full Motion Recording & Panning



Button & Adding Action

Creating an action button



Caption Style

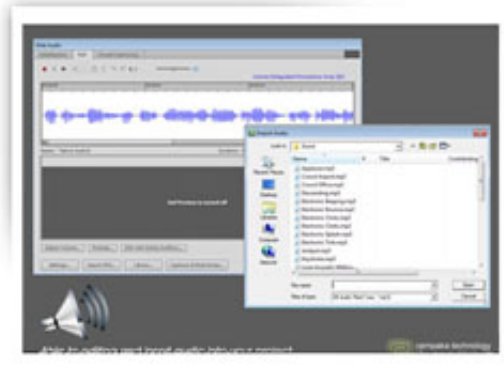
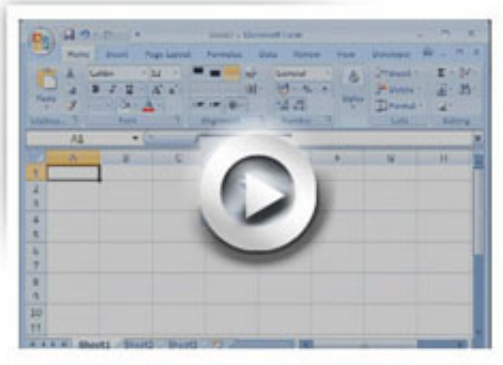
Changing caption type

Branching



Zoom Area

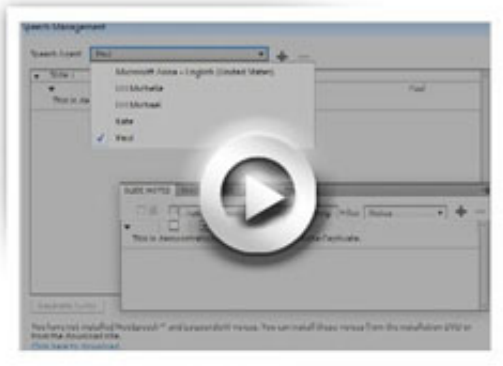
Working with Audio



Text to Speech

Question Slides and Question Pools

~ Creating quiz with random questions



Try out quiz **HERE!!**

Publishing your work:
~ can be published various format

Working with Word & PowerPoint
~ Project contents can be import/export



Working with LMS
~ Creating & Uploading SCORM objects

Quiz Results
~ Creating Manifest Files



What will you receive?

During the course, you will get a training manual and a CD containing the exercise with results



Pusat Latihan Komputer Cempaka

~Your HRDC Premiere Training Provider~

Call Cemtech now at 03-80684461 or 06-2835955 to reserve a seat(s) for the above course!

All course fees are 100% claimable from PSMB-HRDF!

Any inquiry please [click here](#). Registration online, please [click here](#).

Newsletter generated by,

Cempaka Technology Sdn Bhd



Head Office:

1-28, Jalan PM4, Plaza Mahkota,
Bandar Hilir,
75000 **Melaka**.
Tel: 06-2835955 Fax: 06-2845955

Branch:

64-2, Jalan Puteri 2/2,
Bandar Puteri Puchong,
47100 **Puchong**, Selangor.
Tel: 03-80684461 Fax: 03-80684240

Website: <http://www.cemtech.edu.my>