



[Download Brochure](#) | [Inquiry](#) | [Registration Online](#) | [Download Registration Form](#)

Up Coming Course

RM1060

**AutoCAD 2010  
Rendering**

\*Price quoted is inclusive of 6% GST

**Date: To be Advised**

**Time: 10am-5pm**

**Duration: 3 Days /18 Hours**

**Venue 1: Bandar Puteri, Puchong, Malaysia**

**Venue 2: Plaza Mahkota, Melaka, Malaysia**

### Why and for who?

The purpose of this workshop is to equip you with AutoCAD's Rendering capabilities, give you a chance to expand your idea in 3D model and make them look realistic. This realism is possible because of the materials attached to models, lights placed in drawings, and complex mathematical calculations determining how light illuminates, reflects from, and refracts through materials.

We will explore the basic and advanced features for rendering, show how you can use AutoCAD to produce lifelike views (rendering) of your 3D drawings.

Another highlight of the workshop is to explore how to produce Animated Walk-through from 3D Models.

This workshop is intended for architects, engineers, drafters, and design-related professionals who already have basic knowledge and know-how in creating 3-D drawing using AutoCAD.

### What will you learn?

During the workshop, we provide hand-on, step-by-step instructions on how to accomplish course objectives:

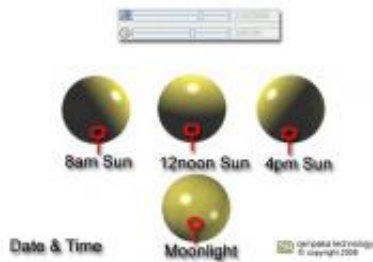
#### **A. Introducing Rendering**

- ~ Type of Rendered Objects
- ~ Rendering Guidelines
- ~ Rendering Procedure and Destination
- ~ Rendering Styles
- ~ Invoking Renderings



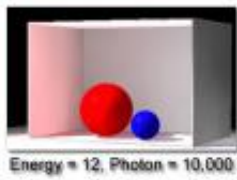
## B. Quick Rendering

- ~ Quickly Changing the Render Style
- ~ Quickly Applying Material
- ~ Quickly Changing Background
- ~ Quickly Turning On the Sun
- ~ Saving the Rendering




## C. Advanced Rendering


- ~ Modifying Rendering Preferences
- ~ Displaying Render Window
- ~ Touring Render Window
- ~ Creating Rendering Styles



Energy And Photon



Global Illumination



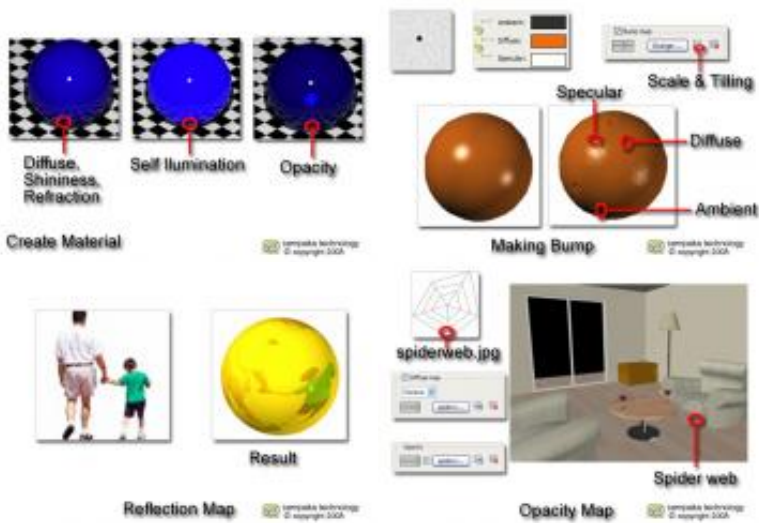
Shadow



Texture Map

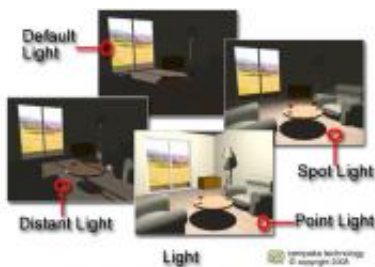
## D. Adding Material

- ~ Getting to Know Materials
- ~ Creating Simple Material
- ~ Creating Texture Material (Bump Map, Opacity Map)
- ~ Assigning Materials to Layers
- ~ Assigning Materials to Objects
- ~ Managing Mapping (Planar, Box, Spherical, Cylindrical Mapping)
- ~ Converting Old Materials



## E. Placing Lights

- ~ Lights in Drawing
- ~ Default Light
- ~ Sun Light
- ~ Adding Lights (Distant, Point, Spot Lights)
- ~ Using Light List
- ~ Using Global Illumination (GI) and Final Gathering
- ~ Creating Shadows (Shadow-Mapped, Ray-traced shadows)
- ~ Converting Old Lights



## F. Setting Camera Views

- ~ Placing Cameras
- ~ Seeing the Camera View
- ~ Adjusting the Camera View
- ~ Editing Camera via Properties Palette
- ~ Editing Camera via View Manager
- ~ Adding Clipping
- ~ Adding Background
- ~ Adding fog
- ~ Rendering with Cameras



## G. Animating Rendering

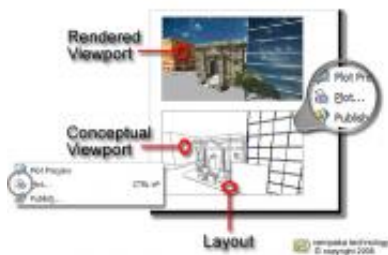
- ~ Drawing Camera Path
- ~ Defining Motion Paths Animation

- ~ Controlling the Animation Speed
- ~ Previewing the Animation
- ~ Controlling the Animation Format
- ~ Saving the Animation File



## H. Plotting Rendering

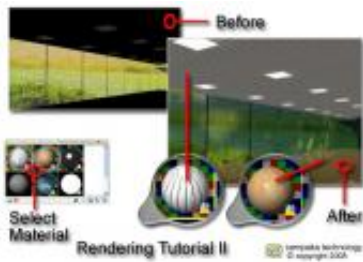
- ~ Plotting Renderings
- ~ Plotting Renderings via Layouts
- ~ Displaying 3D Models



## I. Rendering Tutorial I




## J. Rendering Tutorial II



## I. Appendix: Material Library



## I. Appendix: 3D Objects Library



L1: Introducing Rendering

L2: Quick Rendering

L3: Advanced Rendering

L4: Adding Materials

L5: Placing Lights

L6: Setting Camera Views

L7: Animating Rendering

L8: Plotting Rendering

L9: Rendering Tutorial I

L10: Rendering Tutorial II

Appendix : Materials Library

Appendix: 3D Objects Library

**Pusat Latihan Komputer Cempaka**

**~Your HRDC Premiere Training Provider~**

**Call Cemtech now at 03-80684461 or 06-2835955 to reserve a seat(s) for the above course!**

**All course fees are 100% claimable from PSMB-HRDF!**

**Any inquiry please [click here](#). Registration online, please [click here](#).**

Newsletter generated by,

**Cempaka Technology Sdn Bhd**



**Head Office:**

1-28, Jalan PM4, Plaza Mahkota,  
Bandar Hilir,  
75000 **Melaka**.  
Tel: 06-2835955 Fax: 06-2845955

**Branch:**

64-2, Jalan Puteri 2/2,  
Bandar Puteri Puchong,  
47100 **Puchong**, Selangor.  
Tel:03-80684461 Fax:03-80684240

Website: <http://www.cemtech.edu.my>

